

# Gas Control Panels

## For

# Thermal Analysis and GC Instrumentation



These gas control panels are designed specifically for control of laboratory instrumentation such as thermal analysis or gas chromatography. The panels provide a convenient way to split gas supplies piped into the laboratory from outside and control the pressure to various analysers without bundles of unsightly tubes being visible. In addition, the labelling system supplied with the panels allows you to clearly mark each outlet connection in respect of the gas it is controlling.

These units are available with either left-hand or right-hand gas entry points, single or multiple gas inlet lines, and single or multiple outlet controls. Included with the unit are wall mounting feet and gas labels for air, nitrogen, oxygen, argon and helium, with pressure regulators to display up to 60psi / 4 bar, or optionally to 100psi / 6 bar.

All connection fittings are Swagelok™ 1/8 inch type or similar as standard, with the option of 1/4 inch fitting also available on request.

# Gas Control Panel Features



## Features

- All-metal case, manufactured from 1mm steel sheet, powder coated with two separate layers to provide a rugged unit with a corrosion-resistant finish.
  - Industry standard Norgren<sup>tm</sup> pressure regulators, which are self-relieving to allow rapid pressure reduction settings as well as precise pressure settings.
  - Regulator locks to avoid accidental setting changes
  - Clear pressure display, with gauges graduated both in bar and pounds per square inch (psi). The gauge display reads from 0—60psi and 0—4bar pressure.
  - Optional 0—6bar (90psi) gauges for gas chromatography applications.
- A simple and reliable on-off toggle valve controls each gas channel individually without the need to modify the regulator settings, maintaining constant pressure settings over time.
  - A sheet of self-adhesive labels is supplied with each gas panel to allow each gas channel to be clearly marked. The powder coating finish allows other labels to be firmly attached to the box where additional information is required



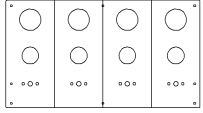
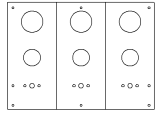
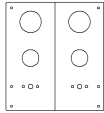
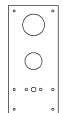
- Wall mounting feet on each panel are provided to allow attachment to any vertical surface. Additional holes for 3mm screws provided to allow base-mounting if required.
- Standard 1/8 inch Swagelok or equivalent connections provided for gas inlet and gas outlet
- Gas supplies may be specified to enter from either the left side or the right side of the gas panel—see ordering information for more details.

- Inlet gases may be split inside the panel to provide gas supplies to multiple controls at the same time, minimising expensive pipework to the control panel itself.
- Anti rotation locking for all external connections, ensuring positive gas-tight closure of gas connections.



# Gas Control Panel Ordering Options

Please use the following table to specify which gas box you require and how many gases you wish to control. Where the number of gases entering the panel is fewer than the number of controls, two or more of the controls are interconnected inside the unit to use the same gas input connection.

Number of Gas Controls	Gases In	Controlled Gases Out	Ordering Reference	
			Left Hand Gas Entry	Right Hand Gas Entry
 450mm x 200mm x 85mm*	1	5	5C-1G-L	5C-1G-R
	2	5	5C-2G-L <sup>+</sup>	5C-2G-R <sup>+</sup>
	3	5	5C-3G-L <sup>+</sup>	5C-3G-R <sup>+</sup>
	4	5	5C-4G-L	5C-4G-R
	5	5	5C-5G-L	5C-5G-R
 360mm x 200mm x 85mm*	1	4	4C-1G-L	4C-1G-R
	2	4	4C-2G-L <sup>+</sup>	4C-2G-R <sup>+</sup>
	3	4	4C-3G-L	4C-3G-R
	4	4	4C-4G-L	4C-4G-R
 270mm x 200mm x 85mm*	1	3	3C-1G-L	3C-1G-R
	2	3	3C-2G-L	3C-2G-R
	3	3	3C-3G-L	3C-3G-R
 180mm x 200mm x 85mm*	1	2	2C-1G-L	2C-1G-R
	2	2	2C-2G-L	2C-2G-R
 90mm x 200mm x 85mm*	1	1	1C-1G-L	1C-1G-R

\* Dimensions quoted for enclosure only, and exclude external fittings, mounting feet and pipe connections.

<sup>+</sup> Multiple Internal configurations available

# Gas Control Panel

## Specifications and Ordering Information

### Specifications

Maximum Gas inlet pressure	6 Bar / 90 psi / 600kPa
Pressure Gauge	0 - 60 psi / 0 - 4 Bar Optional 0 - 90 psi / 0 - 6 Bar
Gas Types	N <sub>2</sub> , O <sub>2</sub> , Air, He, Ar, H <sub>2</sub> , He/Ne or other dry and inert gases
Weight	Max 5kg (5 gas control)
Materials in contact with gas	Brass fittings, copper internal pipework, neoprene diaphragm regulator. Pressure gauges are supplied oxygen cleaned
External Pipe Connection Sizes	Standard 1/8" Swagelok™ or equivalent fittings. Optional 1/4" Swagelok™ External Connections
Wall Mounting	Wall mounting brackets are supplied with each panel as standard
Gas labelling	A sheet of white vinyl labels is supplied with each control panel as standard
Instructions	A set of installation and operation instructions are shipped with each gas panel

### Ordering Information

Quotation Requests	Please email your requirements to <a href="mailto:sales@rustons.org.uk">sales@rustons.org.uk</a> , stating number of controls, number of gas inlet supplies and out pressure range required. Quotations are normally valid for 60 days.
Ordering	Please send your official order number to the address below or by email to <a href="mailto:sales@rustons.org.uk">sales@rustons.org.uk</a>  If your organisation is VAT registered, please ensure that your VAT number is clearly visible on your order.
Delivery	Delivery is normally 4 - 6 weeks from receipt of order. We may be able to provide faster delivery in some circumstances